



District Report Card: 2017


State: West Bengal	District: Nadia
Class: 5	Subject: Language
Schools: 61	Students: 1534


Participation/Coverage


Students

<div>GENDER</div> <div></div>	Boys		Girls	
	Number	%	Number	%
	744	48.50	790	51.50

<div>AREA</div> <div></div>	Rural		Urban	
	Number	%	Number	%
	1352	88.14	182	11.86

<div>CATEGORY</div> <div></div>	SC		ST		OBC		GEN	
	Number	%	Number	%	Number	%	Number	%
	474	30.90	69	4.50	497	32.40	494	32.20

<div>CWSN</div> <div></div>	LD	VI	HI	S&LD	ID	Oth
	2	5	0	7	7	2

<div>Management</div> <div></div>	Government		Government-aided	
	Number	%	Number	%
	539	35.14	995	64.86

Average Performance of Students in Language (%)

Overall	Gender		Area		Management		Social Group			
	Male	Female	Rural	Urban	Govt.	Aided	SC	ST	OBC	GEN
54.08	51.71	56.31	52.41	66.48	48.46	57.13	54.81	47.05	52.43	56.02

Performance on Learning Outcomes (LOs)

Learning Outcomes	Description	Average Performance(%)
L504	Reads and comprehends independently storybooks, news items/ headlines, advertisements etc.	48.51
L508	Reads text with comprehension, locates details and sequence of events	56.86

Range of Performance of Students who Answered Correctly							
Below 30%		30% - 50%		50% - 75%		Above 75%	
Number	%	Number	%	Number	%	Number	%
322	20.99	378	24.64	477	31.10	357	23.27

Lowest Performing Learning Outcomes (LOs)

- 1 - Reads and comprehends independently storybooks, news items/ headlines, advertisements etc. (48.51)
- 2 - Reads text with comprehension, locates details and sequence of events (56.86)